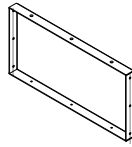


IRP1-0525VS 5U Rackmount Dual Panel Installation

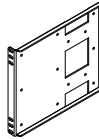


Included in this package

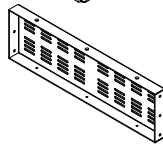
(1) 5U Solid Panel



(2) Ear Bracket



(1) 5U Vented Panel



(18) M4 x 8 Screws



(4) #10-32 x 5/8 Screws

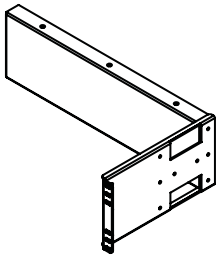


(4) #12-24 x 5/8 Screws



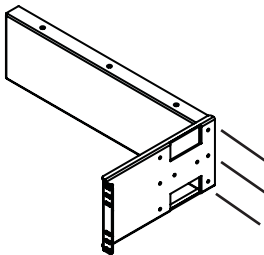
Installation Steps

1



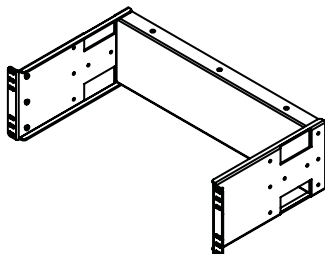
Place panel next to ear bracket. Align mounting holes on panel with mounting holes on the ear bracket.

2



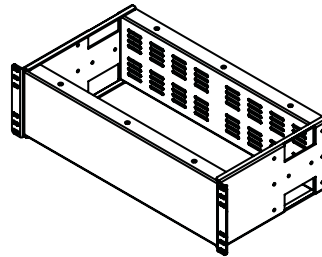
Use (3) M4 screws to secure ear bracket to panel.

3



Repeat step 1 to step 2 for left side ear bracket.

4



Place other panel in the front and repeat step 1 to 3.

5. Installation complete.

Assembly Complete